

Brooding Hungarian Partridge

Heidi Welch
Brooder Crew Lead

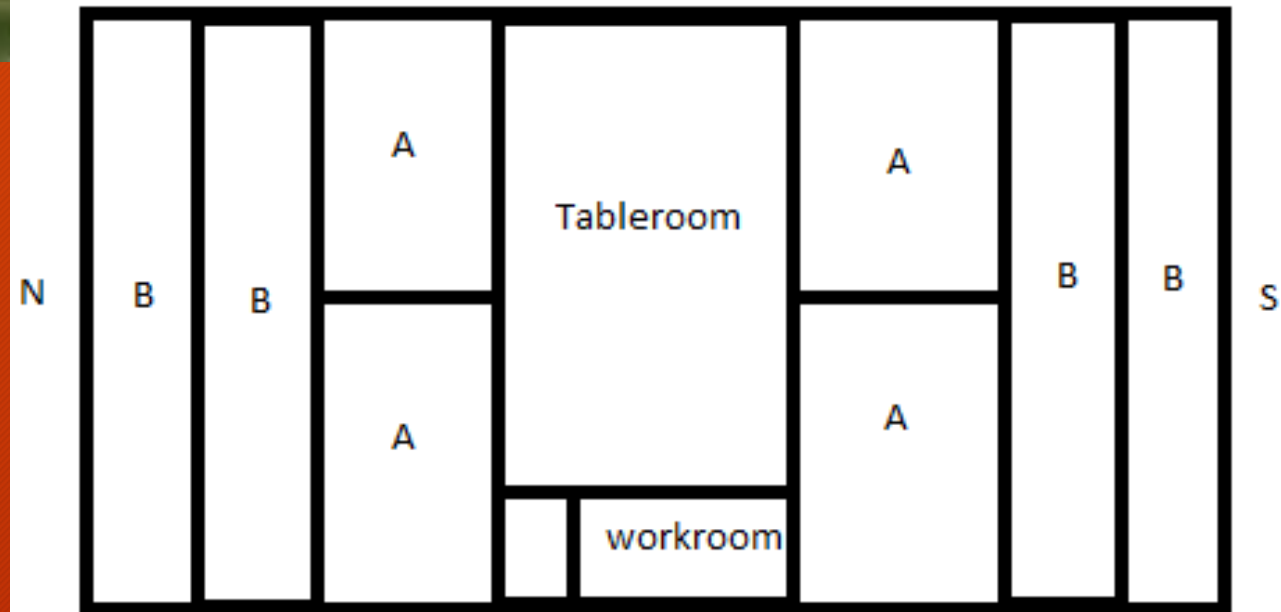


Introduction

- Building
- Tableroom
- A Room
- B Room
- Bitting
- Moveout
- Feed
- Pens



Design of the Hungarian Partridge Barn



Difficult Birds to Raise

- Size
- Behavior
- Sensitive
- Unknown



Tableroom

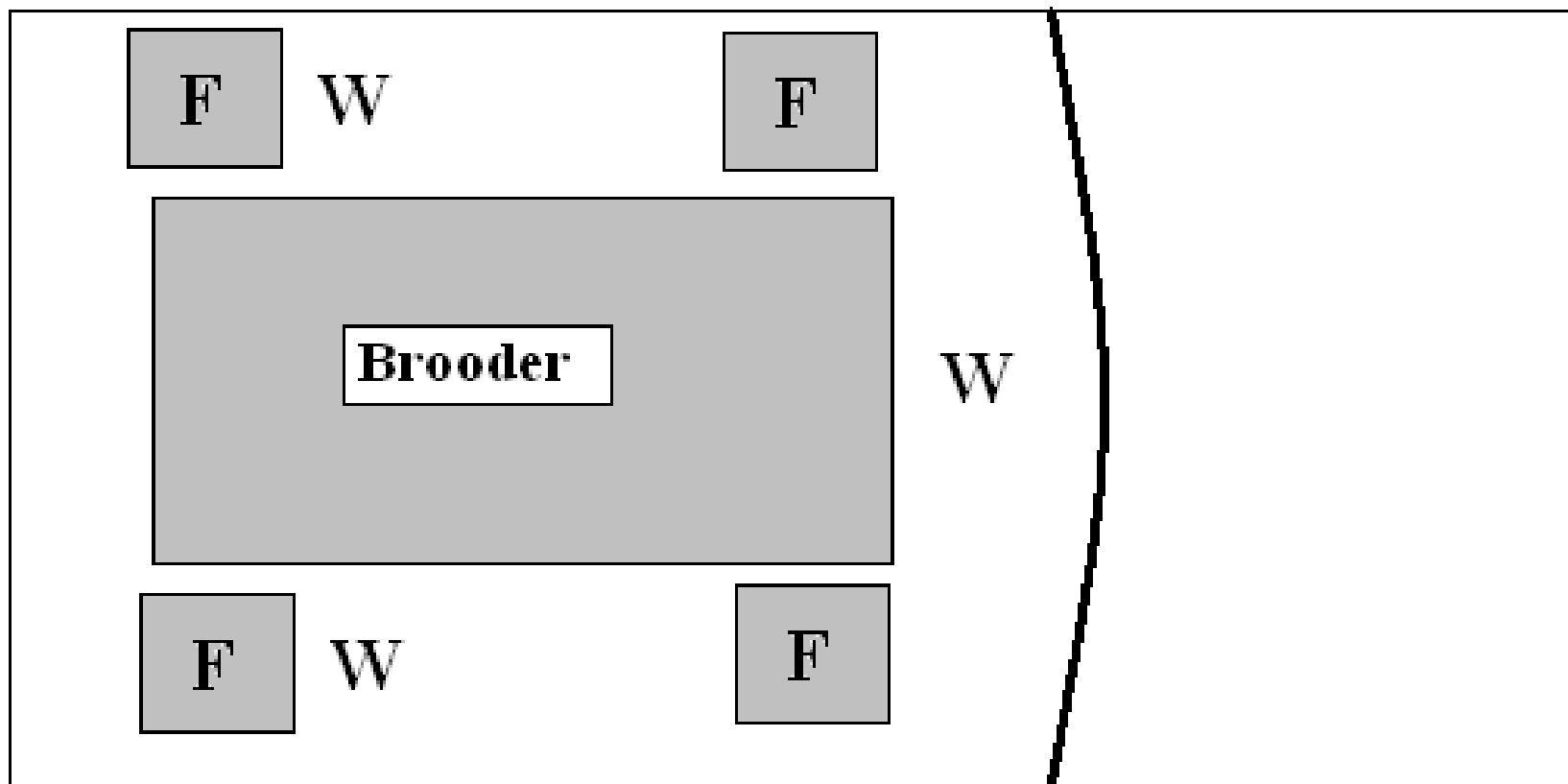


Tableroom

- 28 Tables
- About 250-300 birds per table
- Electric brooders
- Quail feeders
- Mason jar and Gallon waterers
- Paper towels
- In tableroom for 7 days



Day 1



Day 7

G

F

W

F

Brooder

G

F

W

F



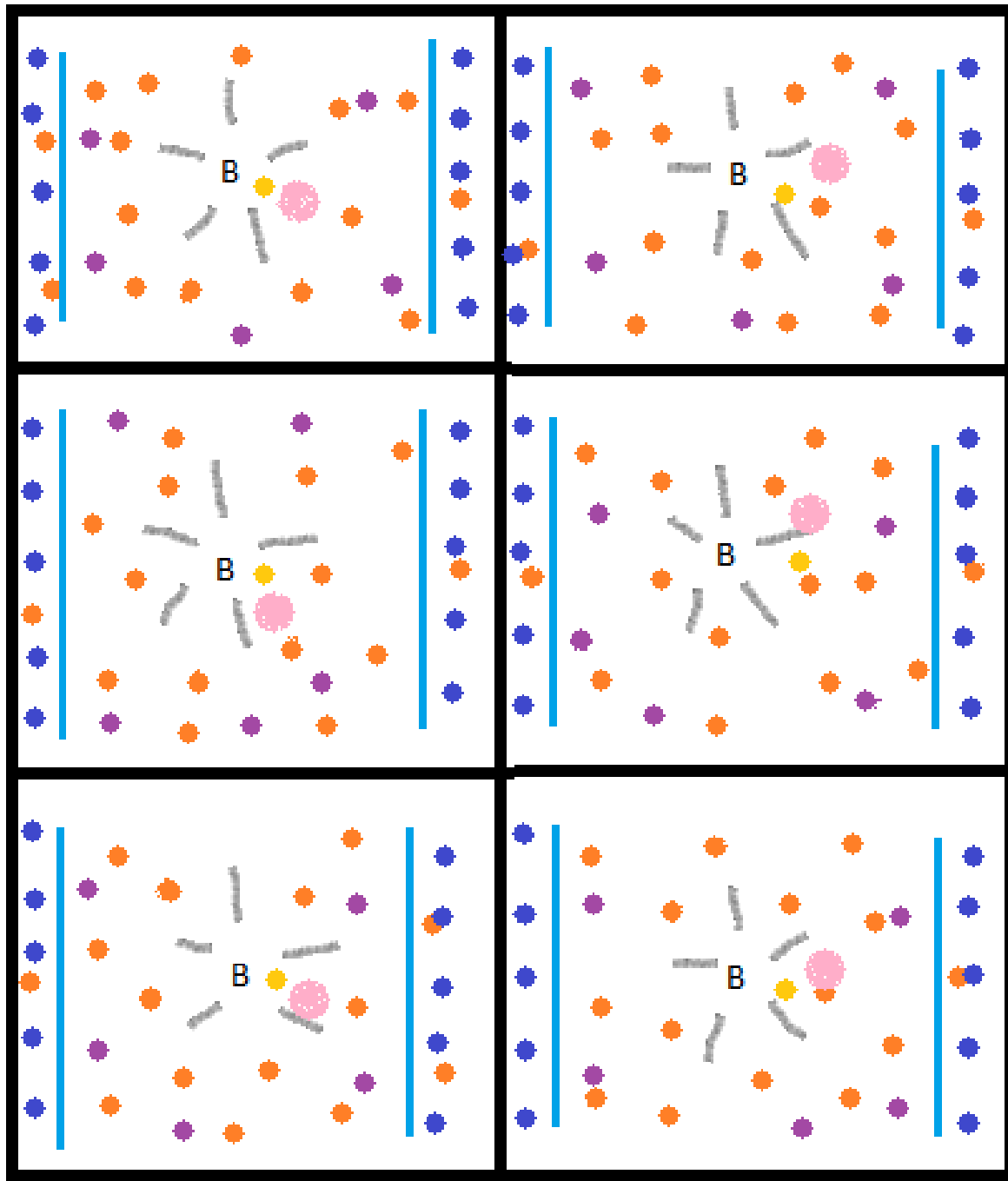
GroGel



A Room

- Birds move in around the 7th -8th day
- 3 sections per room
- Gas brooders
- Wood shavings
- Gallons, Nipple lines and Bell Plasson waterers
- 5 weeks old, B bit and moved to B room





B Biting/Moving birds from A-B Rooms



- Setup
- Process
- Organization
- About 5 weeks of age

Bitting



Bit Table



Bits and Bit Fitter



Bit Fitter

B Room

- Birds are 5 weeks old and are B bit and moved into B room
- Pen feeders without the skirt
- Plasjon waterers
- Straw bedding
- Moved outside at 8 weeks of age



Feed

- 28% Starter- Crumble Ground Fine- Table room
 - 0 to 1 week of age
- 28% Starter- Crumble Ground Coarser- A- Room
 - 1 to 4 weeks (Regular crumble by 3 weeks)
- 28% Starter- Regular Crumble - B- room
 - 4 to 8 weeks

Table room
Days 1-8

A Room
Days
12-18





Pens

- 1 water pan for every 150 birds
- 1 feeder for every 150 birds
- 1 hut for every 100 birds - huts must be strawed
- Straw all corners of the pens at least 10 feet out
- Plan on 15 square feet per bird

